




Enjoying Words Games & Activities






learningtree.ie

Copyright © learningtree.ie 2006 - 2019

All rights reserved. No part of this publication may be reproduced, stored in a retrieval system, or transmitted, in any form or by any means, electronic, mechanical, photocopying, recording or otherwise, without the prior permission of the copyright owner.

Contents

	Page
Introduction and Guidelines	4
Matching Games (Sets 1-12)	5 - 29
The First Letter Game (Sheets 1-10)	30 - 40
Activities For Sentences	41 - 54
Words And Imagination	55, 56
Teacher/ Tutor Notes And Observations	57



Introduction and Guidelines

These activities are designed to reduce students' anxiety and to help build students' confidence as the students engage with different resources. This is done through the use of activities with pages which have colour, coloured mainly comic sans font and colourful illustrations. It is also done through the students interaction with the different types of activities. These materials should be done in a relaxed and fun way with students.

Matching Games

Here you will find 12 sets of nouns for matching games like Go Fish, Snap and Bingo. These activities have guidelines on how to use these sets on page 5. It is always helpful to include an opportunity for children or students to form sentences orally.

The First Letter Game

These 10 sheets are designed to give students a chance to try to think of the first letter a word begins with by looking at the picture for the word. This activity can be done at a quicker pace with students who find this activity easy. For students who find it more difficult the teacher/ tutor can help the student with the answer.

Activities For Sentences

This part of the book contains four activities for sentence formation. Students have the opportunity to follow steps for sentence formation, some of the early activities involve pictures and words, as well as matching some pictures to words. In the final stage students use words alone for sentence formation.

Words And Imagination

This activity give students the chance to draw and colour his/ her own pictures to form these little sentences.

Matching Games

Guidelines for Sets 1-12 and the Alphabet Set

Sets 1-12 which include the Alphabet Display Sheet and the Alphabet Game Sheet can be used for matching games like Bingo, Snap, Go Fish and Guess What It Is?

Snap - For Snap the teacher/ tutor would need to photocopy the sheet which can be cut up a couple of times, for games for students. Students take turns laying a card face side up on the table. If two cards match the first student to say "snap!" wins.

Go Fish - As for Snap the teacher/ tutor would need to photocopy the sheet which can be cut up a couple of times, for games for students. Then all the cards are placed face down on the table. Students take turns turning two cards face up, if the cards don't match the students put the cards back face down again. After a time students may be able to remember where he/ she has left down a particular card - this will make it easier for the student/ students to form matches. When students find a match, they set it aside, until the end of the game when all of their matches are counted. The student with the highest number of matches at the end of the game wins.

Bingo - In Bingo students have a display sheet in front of them. The teacher/ tutor/ another student calls out a word randomly from a mixture of cards.

Each time a student has the same word on his/ her sheet he/she places a disc down on top of the word. The first student to complete a full row - horizontally, vertically, diagonally or in all four corners is the winner.

Guess What It Is? - This is a game where one student picks out a card without showing it to the other students. He/ She answers questions, the other students ask about the card as the students try to guess what picture is on the card.



ball



wall




star



car



bin



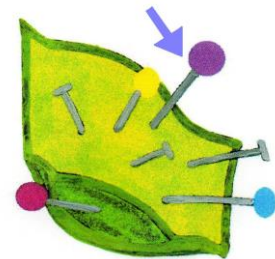
fin



chin



tin



pin



ball



wall




star



car



bin



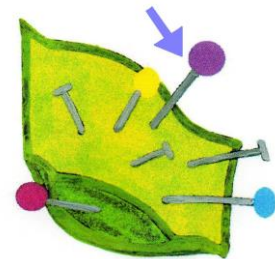
fin




chin



tin



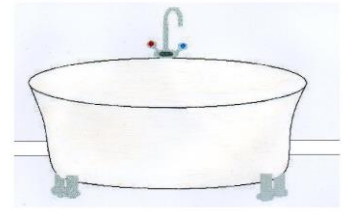
pin



fish



dish



bath



cat




hat



mat




bun



sun



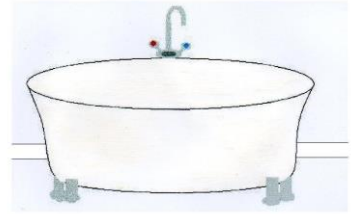
rat



fish



dish



bath



cat




hat



mat



bun



sun



rat



jug



mug



bug



clock



rock




lock



sock



block



wok



jug



mug



bug



clock



rock




lock



sock



block




wok



bed




head




red




box




fox



bee



knee



pea




key



bed




head




red




box




fox



bee



knee



pea



key



teapot




tree



holly



sea



boat




goat



hand



sand



rug



teapot




tree



holly



sea




boat




goat



hand



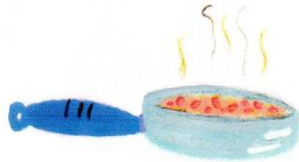
sand



rug



van




pan



fan



man



pear



cap



map



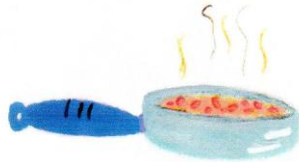
tap



bear



van




pan



fan



man



pear



cap



map



tap



bear



dog



log



fog



bog



house



mouse



nose



hose



toes



dog



log



fog



bog



house



mouse



nose



hose




toes



rose



lamb




jam



ham



zip



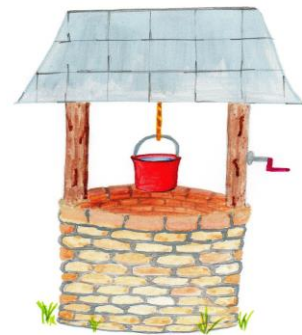
lip



coat



notebook



well



rose



lamb




jam



ham



zip



lip



coat



notebook



well



bell



sink




ink



pink




flower




flour



tower



book




duck



bell



sink




ink



pink




flower




flour



tower



book



duck



gate



skate




plate

10


ten




pen




hen



hair



chair




swan



gate



skate




plate

10

ten




pen



hen



hair




chair



swan

4

four




door



floor



hood




wood



mud



king




wing




ring

4

four




door



floor



hood




wood



mud



king



wing



ring



swing



peach



bear



pear



rabbit



snake



cake



lake



rake



swing



peach



bear



pear




rabbit



snake



cake



lake




rake

The First Letter Game

In this game the teacher/ tutor shows the child/ student the sheet and the child/ student has to try to think of the first letter of the word for the picture.

For the pictures below the answer is in the circle under each picture.



e



l



l

This game is a fun game so if a child/ student needs extra help here and if it is taking a child/ student more time the teacher/ tutor can answer these sheets with the child/ student.















While the example above has the letters in under each picture this is usually an oral activity. However if a child/ student needs to write down the letter he/ she wants to give, they can use the circle below each picture, for their answer. Alternatively some children/ students could point at the word on an alphabet sheet or poster.

Try to move through these pages quite quickly to keep it fun, each new picture has an element of surprise for the child/ student.

Keep it fun...















The first Letter Game

Sheet 1






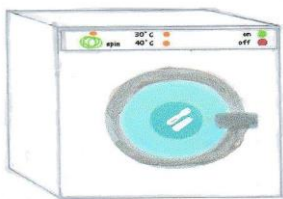





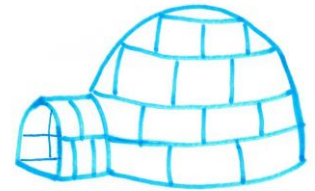



The First Letter Game

Sheet 2


















The first Letter Game

Sheet 3






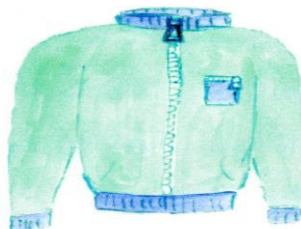







The first Letter Game

Sheet 4




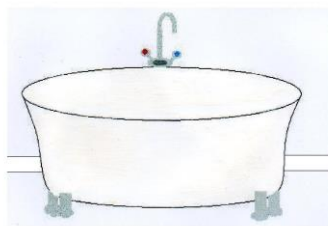









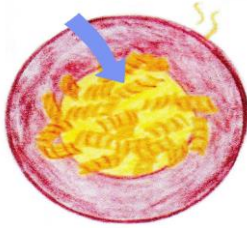
The First Letter Game

Sheet 5





















The First Letter Game

Sheet 6
















The first Letter Game

Sheet 7



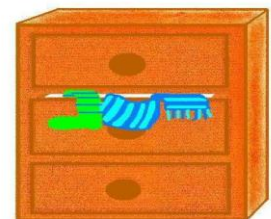












The First Letter Game

Sheet 8






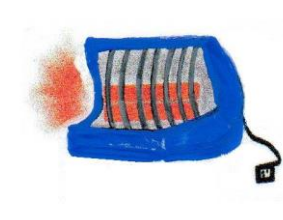











The First Letter Game

Sheet 9



The first Letter Game

Sheet 10



Activities For Sentences


These are four activities which can be used on different days.

- A) Activity 1: Before you begin the teacher/ tutor cuts out the pictures on pages 42 - 48. Let your child/ student make sentences orally for one set of pictures. He/ she can colour in some of these pictures.
- B) Activity 2: Before you begin - the teacher/ tutor cuts out the words on pages 49 - 54, take out all the words which are nouns at this stage. Let students try to build sentences with the other words and with the pictures. E.g.

I see a



- C) Activity 3: Before you begin - the teacher/ tutor picks out the pictures and the word for each picture, mix them around and let your child/ student try to match each picture to the correct word. Let your child/ student place this word under the picture.




hippopotamus


- D) Activity 4: Let your child/ student build sentences using the words without a picture. E.g.

I see a hippopotamus.

Picture cards for games, cut along dotted lines. 






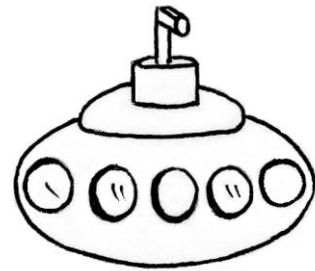
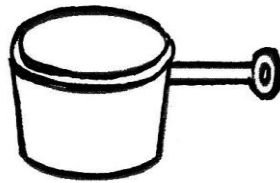

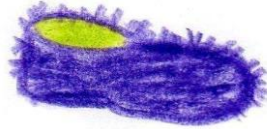

Picture cards for games, cut along dotted lines. 



Picture cards for games, cut along dotted lines. 




Picture cards for games, cut along dotted lines. 





Picture cards for games, cut along dotted lines. 



Picture cards for games, cut along dotted lines. ✂



Picture cards for games, cut along dotted lines. 



Word cards for games, cut along dotted lines. 

a

I

in

my

on

am

egg

bed

see

book

saw

hat

the

it

is

fish

we

six

Word cards for games, cut along dotted lines. 

wear

look

Look

like

have

can

happy

sleep

tired

apple

an

shop

we

he

she

at

to

went

Word cards for games, cut along dotted lines. 

cat

cow

calf

deer

duck

eye

fish

frog

fox

foal

face

goat

hen

honey

house

lamb

heart

nest

Word cards for games, cut along dotted lines. 

owl

pig

snail

robin

panda

sheep

tree

teddy

teeth

top

torch

turtle

elephant

giraffe

hedgehog

heater

Word cards for games, cut along dotted lines. 

monkey

ostrich

pigeon

carrot

balloon

puppy

squirrel

spider

telephone

trumpet

kangaroo

rabbit

octopus

penguin

Word cards for games, cut along dotted lines. 

toothpaste

toothbrush

tortoise

helicopter

universe


umbrella

hippopotamus

Words and Imagination

Let the children/ students think of pictures he or she would like to draw in the boxes. Some children/ students may wish to colour their pictures. Some children/ students may need help with the spelling of these words.


Look at the



Write the word for the picture in the box on the line above.

Cut hear -----

I see a




Write the word for the picture in the box on the line above.

Words and Imagination

Let the children/ students think of pictures he or she would like to draw in the boxes. Some children/ students may wish to colour their pictures. Some children/ students may need help with the spelling of these words.

I like



Write the word for the picture in the box on the line above.

Cut here -----

I have a



Write the word for the picture in the box on the line above.

Enjoying Words Games & Activities



This book is designed to give children and students the opportunity to practise words at the early stages of learning English. This book contains matching games, picture to first letter activity and sentence creation activities. Children and students use problem solving skills, recognition skills and creativity skills in doing these activities.

Visit learningtree.ie to see more of our learning resources. Our site contains a wide range of educational materials including reading and spelling resources, multiplication tables, matching games and more...