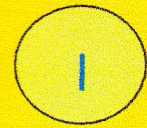
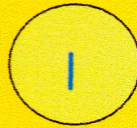




# The First Letter Game

In this game the teacher/ tutor shows the child/ student the sheet and the child/ student has to try to think of the first letter of the word for the picture.

For the pictures below the answer is in the circle under each picture.



This game is a fun game so if a child/ student needs extra help here and if it is taking a child/ student more time the teacher/ tutor can answer these sheets with the child/ student.

While the example above has the letters in under each picture this is usually an oral activity. However if a child/ student needs to write down the letter he/ she wants to give, they can use the circle below each picture, for their answer. Alternatively some children/ students could point at the word on an alphabet sheet or poster.

Try to move through these pages quite quickly to keep it fun, each new picture has an element of surprise for the child/ student.

Keep it fun...